

M
MIRANA®



MOTHERSHIP

AIR FOOTBALL



**AUTO SLEEP
IN 1 MINUTE**



**MORE THAN 20
LIGHT MODES**



**RAINBOW EFFECT
OF LED LIGHTS**



**BUILT-IN 2000 mAh
LI-ION BATTERY**



**USB C-TYPE
RECHARGEABLE**



**FAST
CHARGING**



**STRONG BODY &
SOFT BUMPER**



**PLAY ON ANY
SMOOTH SURFACE**



**ONE OF A KIND
STRESS BUSTER**

WELCOME

Please read this document carefully before using the all-new Mothership Air Football.
Fully charge the battery before using it for the first time.

WELCOME

Welcome. Let's begin. Press the power button to start up your Mothership Air Football. Make sure to fully charge your device before you use it for the first time.


Please read this safety information guide carefully before you start playing with the Air Football. For detailed support and information, visit www.miranatoys.com.

BUILT-IN BATTERY & CHARGING

The Mirana Mothership comes with a rechargeable 2000 mAh Li-Ion battery. Don't attempt to modify, remove or replace the battery as it may damage it and cause overheating and injury. Don't cut, tear, puncture, compress or deform the Mirana Mothership by disassembling it.

Follow the below instructions for charging its battery:

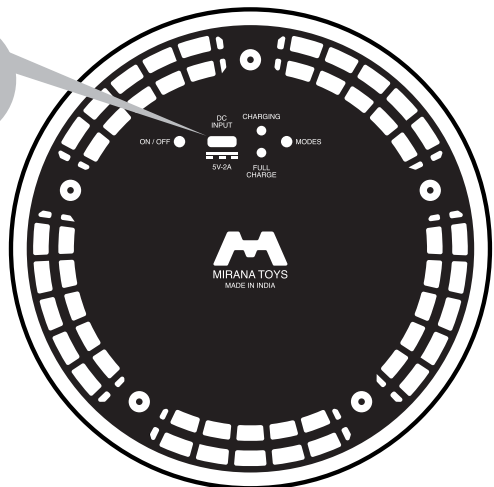
1. Turn the Mirana Mothership upside down to check the charging port
2. Plug the USB charging cable provided in the box into the (5V-2A) DC input charging slot at the bottom of the device
 - Red LED will glow up while charging
 - Green LED will glow up when the Mothership is fully charged (It takes about 120 minutes to charge fully)
3. Remove the charging cable when the Green LED glows up



C-Type USB Charging Cable

C-Type
USB
Charging
Slot

The built-in battery cannot be replaced and must be recycled or disposed of separately from household waste if needed.

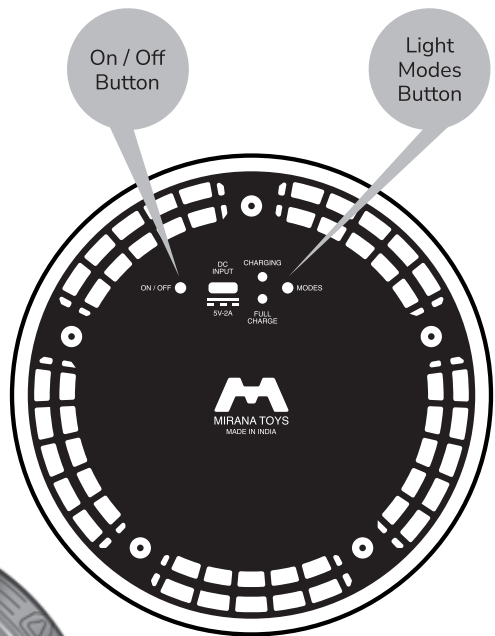


PLAYING INSTRUCTIONS

The Mirana Mothership Air Football works best on smooth surface. Turn on the power button of the Mirana Mothership Air Football given at its bottom when the device is fully charged. Don't step on the Air Football while playing as it may get damaged. Don't play by the roads or in any other dangerous places to avoid accidents. Don't play in a place with rough surface, puddle, mud or sand. Press the power button for 3 seconds to switch off the Air Football.

LIGHT MODES

The 'Modes' button at the bottom of the Air Football lets you play with different light modes. You can select from more than 20 light modes by pressing the 'Modes' button. The light modes change automatically as well whenever you kick the Air Football.



Lights

STOP MOTOR MODE

Keep the lights lit and turn off the motor by short pressing the power button at the bottom when the Air Football is on.

AUTO SLEEP & AUTO OFF

The Mothership Air Football is a self-battery saving toy as it puts itself to sleep mode automatically if left idle for 1 minute. When the Air Football is in auto sleep mode and kicked within 3 minutes, the motor will automatically switch itself on. The Air Football will switch itself off completely after 3 minutes if left idle.

PRECAUTIONS

Don't give this toy to children aged 4 or below. Like other electric devices, this device is also to be used in a safe way to avoid electric shock. Please don't try to modify this device, which may negate your authority to use it.

CARE AND MAINTENANCE

If you plan to stop use for a long time, make sure the Air Football is not completely discharged. Keep it away from direct sunlight, high humidity, high temperature or excess heat. Gently wipe the base of the Mothership with a damp cloth whenever it becomes dirty. Do not immerse the Air Football in water to clean it. This can damage its electronic components. Before using the Air Football, please ensure that it is not damaged and safe to use. The operating temperature is between -10°C and 50°C.

DISPOSAL INFORMATION

Never dispose of the toy along with the household waste. If / When you decide to dispose of this toy, discard it in e-waste container that are in accordance with the local environmental laws, guidelines and battery recycling procedures.




Manufactured by:

MIRANA INNOVATIONS PRIVATE LIMITED

201, Plot No. T33, T Block, MIDC Road, Bhosari, Pune, MH, India - 411 026.

For Feedback and complaints, contact us at info@miranatoys.com



www.miranatoys.com